

Product Overview

**RELIABLE AND ECONOMICAL
HEATING FOR YOUR HOME**

airTHERM 10



Monoblock air-to-water heat pump with inverter

- Suitable for new buildings and renovated objects with a heat loss of up to 13 kW
- High seasonal energy efficiency, **SCOP = 4.71**
- Maximum heating water temperature up to 55 °C
- Effective even at low temperatures down to -25 °C
- Energy classes A+++/A++ ensure very low energy consumption and operating costs
- In addition to heating, it also provides domestic hot water heating and cooling
- Highly energy-efficient R32 refrigerant with excellent heat transfer capability
- Quick and easy installation
- The heat pump is delivered with 2 compensators as protection against frost damage
- Suitable for underfloor heating and radiator systems

Order number	Name of item	Heating output (kW) ¹⁾	Class of seasonal energy efficiency	Weight (kg)	Dimension: height / width / depth (mm)	Degree of protection of electrical parts
HEAT PUMPS						
1801	airTHERM 10	5.47 / 7.64	A⁺⁺⁺	98	1030 / 1160 / 455	IPX4

¹⁾ For temperatures A+7/W35 at min. speed and A-7/W35 at max. speed according to EN 14511.

inTHERM 10



The inTHERM 10 indoor hydraulic and control unit is designed for easy hydraulic connection of single-phase airTHERM 10 heat pumps to the heating system. This wall-mounted unit is equipped with a powerful electronically controlled circulation pump and a three-way valve, allowing for easy installation of an indirect domestic hot water storage tank. The integrated electric boiler provides additional heating when the outdoor unit's capacity is insufficient.

Key features of the inTHERM unit

- A controller with remote access via a computer or mobile app (featuring a built-in web server for remote management)
- Control unit with a display (equipped with a temperature and humidity sensor), removable for use as a room unit with two-wire connection
- 9 kW electric boiler with stepwise control in 1.5 kW increments (maximum output can be limited)
- Circulation pump Wilo Para 25/8 iPWM1
- Three-way valve for switching between the heating system and domestic hot water preparation
- Pressure sensor for monitoring system pressure
- Automatic air vent
- Safety valve
- Terminal block for connecting the heat pump and additional accessories
- Circuit breaker for the heat pump
- Controller circuit breaker (excluding the electric boiler, which is protected directly by a breaker in the distribution board)

Order number	Name of item	Electric boiler output (kW)	Weight (kg)	Dimension: height / width / depth (mm)	Degree of protection of electrical parts
INDOOR UNITS					
1802	inTHERM 10	1.5 ÷ 9.0	37	610 / 672 / 235	IP20

inTHERM Hybrid



The **inTHERM Hybrid indoor hydraulic and control unit** is designed for easy hydraulic connection of single-phase airTHERM 10 heat pumps to the heating system. This wall-mounted unit features a powerful electronically controlled circulation pump and a built-in OpenTherm communication module, enabling easy connection and smooth regulation of external backup heating sources (THERM gas condensing and electric boilers). The unit is also prepared for the installation of additional modules for connecting peripheral devices.

Key features of the inTHERM Hybrid unit

- A controller with remote access via a computer or mobile app (featuring a built-in web server for remote management)
- Control unit with a display (equipped with a temperature and humidity sensor), removable for use as a room unit with two-wire connection
- Built-in OpenTherm communication module
- Circulation pump Wilo Para 25/8 iPWM1
- Pressure sensor for monitoring system pressure
- Automatic air vent
- Safety valve
- Terminal block for connecting the heat pump and additional accessories
- Circuit breaker for the heat pump
- Controller circuit breaker

Order number	Name of item	Weight (kg)	Dimension: height / width / depth (mm)	Degree of protection of electrical parts
INDOOR UNITS				
1803	inTHERM Hybrid	17	530 / 472 / 220	IP20

THERM 18, 25, 35 KDx



- Exceptionally ecological operation – Class NOx 6
- Condensing body with a brand new type of burner BLUEJET®
- Broad range of boiler output modulation 1:10
- Multiphase fan with a low operating noise level
- Electrically modulated SGV gas valve
- Modulated circulating pump with high effectiveness
- Control unit with auto-diagnostics
- Electronics uses the ActiveControl technology for combustion process optimisation
- Option to heat water in an external reservoir with a three-way valve (KD types)
- Built-in three-way valve for the option to heat water in an external storage tank (KDZ types)
- The boiler includes an indirect tank with a capacity of 55 litres (stainless) (KDZ 5 types)
- Instantaneous DHW heating in the secondary plate heat exchanger (KDC type)
- Boiler communication via OpenTherm+ protocol
- Suitable combination with the floor heating system








Order number	Name of item	Boiler output (kW)	Class of seasonal energy efficiency of heating	Energy efficiency class of water heating	Boiler weight (kg)	Boiler dimension: height / width / depth (mm)	Degree of protection of electrical parts	Natural gas consumption (m ³ .h ⁻¹)
HEATING ONLY ¹								
10105	THERM 18 KD	1.8 ÷ 19.0	A	-	28	725 / 430 / 280	IP 41 (D)	0.181 ÷ 1.749
1096	THERM 25 KD	2.65 ÷ 24.9	A	-	28	725 / 430 / 280	IP 41 (D)	0.260 ÷ 2.500
10117	THERM 35 KD	3.4 ÷ 37.0	A	-	28	725 / 430 / 300	IP 41 (D)	0.330 ÷ 3.500
WITH INSTANTANEOUS DHW HEATING								
10125	THERM 18 KDC	1.8 ÷ 19.0 (23.5) ³	A	A	29	725 / 430 / 280	IP 41 (D)	0.181 ÷ 2.500
1098	THERM 25 KDC	2.65 ÷ 24.9	A	A	29	725 / 430 / 280	IP 41 (D)	0.260 ÷ 2.500
10126	THERM 35 KDC	3.4 ÷ 37.0	A	A	29	725 / 430 / 300	IP 41 (D)	0.330 ÷ 3.500
WITH CONNECTION TO AN EXTERNAL DHW STORAGE TANK								
10106	THERM 18 KDZ	1.8 ÷ 19.0	A	-	28	725 / 430 / 280	IP 41 (D)	0.181 ÷ 1.749
1097	THERM 25 KDZ	2.65 ÷ 24.9	A	-	29	725 / 430 / 280	IP 41 (D)	0.260 ÷ 2.500
10118	THERM 35 KDZ	3.4 ÷ 37.0	A	-	29	725 / 430 / 300	IP 41 (D)	0.330 ÷ 3.500
WITH INTEGRATED DHW STORAGE TANK								
10107	THERM 18 KDZ 5	1.8 ÷ 19.0	A	A	54	725 / 800 / 385	IP 41 (D)	0.181 ÷ 1.749
1099	THERM 25 KDZ 5	2.65 ÷ 24.9	A	A	54	725 / 800 / 385	IP 41 (D)	0.260 ÷ 2.500
10119	THERM 35 KDZ 5	3.4 ÷ 37.0	A	A	54	725 / 800 / 385	IP 41 (D)	0.330 ÷ 3.500

¹ may also be connected to an external hot water storage tank using additional equipment | ³ boiler output for heating water

SPECIAL SET THERM 18, 25, 35 KDZ + THERM 80/S



- Delivered in three packages for easy shipping to the installation site - boiler / storage tank / fixtures
- Exceptionally ecological operation – Class NOx 6
- Condensing body with a brand new type of burner BLUEJET®
- Broad range of boiler output modulation 1:10
- Multiphase fan with a low operating noise level
- Electrically modulated SGV gas valve
- Modulated circulating pump with high effectiveness
- Control unit with auto-diagnostics
- Electronics uses the ActiveControl technology for combustion process optimisation
- The built-in three-way valve has the option to heat the water in an external storage tank
- The set includes an indirect tank with a capacity of 80 litres (stainless)
- Boiler communication via OpenTherm+ protocol
- Suitable combination with the floor heating system

Order number	Name of item	Boiler output (kW)	Storage tank capacity (l)	Set dimension: height / width / depth (mm)	Class of seasonal energy efficiency of heating sets
 BOILER + STORAGE TANK SET					
10106/80	THERM 18 KDZ + THERM 80/S	1.8 ÷ 19.0	80	1610 / 430 / 515	 A 
1097/80	THERM 25 KDZ + THERM 80/S	2.65 ÷ 24.9	80	1610 / 430 / 515	 A 
10118/80	THERM 35 KDZ + THERM 80/S	3.4 ÷ 37.0	80	1610 / 430 / 515	 A 

THE SPECIAL SET contains the THERM 18, 25 or 35 KDZ boiler, a stainless 80-litre tank in the **THERM 80/S** boiler design, a hot water expansion tank, an impurity separator with a magnet, components for connecting the boiler and the tank, a tank temperature probe.

THERM 49, 65 KD



- Exceptionally ecological operation – Class NOx 6
- Condensing body with a brand new type of burner BLUEJET®
- Broad range of boiler output modulation 1:10
- Multiphase fan with a low operating noise level
- Electrically modulated SGV gas valve
- Modulated circulating pump with high effectiveness
- Control unit with auto-diagnostics
- Electronics uses the ActiveControl technology for combustion process optimisation
- There is also the option to heat water in an external reservoir and fitting with a three-way valve
- Boiler communication via OpenTherm+ protocol
- Suitable combination with the floor heating system
- Option of connection into cascade boiler rooms in order to increase heating power

THERM 90, 120 KD.A



- Energy saving pump - savings of electric energy up to 50%
- HDIMS automatic steel Microprocessor system
- Stainless condensing body
- Option of regulation according to the spatial or outdoor temperature
- Fluent regulation of boiler output
- High efficiency with the use of the principle of condensing water steam from burnt gases
- Display of parameters via LCD display
- Option of connection into cascade boiler rooms in order to increase heating power

Order number	Name of item	Boiler output (kW)	Class of seasonal energy efficiency of heating	Energy efficiency class of water heating	Boiler weight (kg)	Boiler dimension: height / width / depth (mm)	Degree of protection of electrical parts	Natural gas consumption (m ³ .h ⁻¹)
HEATING ONLY ¹								
10124	THERM 49 KD	7.4 ÷ 49.5		-	39	800 / 430 / 395	IP x1D	0.6 ÷ 4.7
10120	THERM 65 KD	8.4 ÷ 68.5		-	42	800 / 430 / 455	IP x1D	0.8 ÷ 6.3
1090.1	THERM 90 KD.A	25.6 ÷ 95.0		-	68	970 / 530 / 425	IP x1D	2.57 ÷ 9.52
10127	THERM 120 KD.A	25.7 ÷ 120.0		-	85	970 / 530 / 500	IP x1D	2.45 ÷ 12.03

¹ may also be connected to an external hot water storage tank using additional equipment

THERM 14, 24 KDxN




- Exceptionally ecological operation – Class NOx 6
- Energy saving pump with electronic control
- Micro processor automatic control system
- Stainless condensing exchanger
- Fluent regulation of boiler output
- Option of regulation according to the spatial or outdoor temperature
- High efficiency with the use of the principle of condensing water steam from burnt gases
- Option to heat water in an external reservoir with a three-way valve (KDN types)
- Built-in three-way valve for the option to heat water in an external storage tank (KDZN types)
- The boiler includes an indirect tank with a capacity of 55 litres (stainless) (KDZN 5 types)
- Instantaneous DHW heating in the secondary plate heat exchanger (KDCN type)
- COMFORT function - for more flexible water heating (KDCN type)
- Boiler communication via OpenTherm+ protocol
- Suitable combination with the floor heating system

Order number	Name of item	Boiler output (kW)	Class of seasonal energy efficiency of heating	Energy efficiency class of water heating	Boiler weight (kg)	Boiler dimension: height / width / depth (mm)	Degree of protection of electrical parts	Natural gas consumption (m ³ .h ⁻¹)
HEATING ONLY ¹								
10101	THERM 14 KDN	3.2 ÷ 14.8		-	32	725 / 430 / 285	IP x1D	0.31 ÷ 1.52
1093	THERM 24 KDN	4.9 ÷ 20.7 (24.0) ³		-	32	725 / 430 / 285	IP x1D	0.48 ÷ 2.04
WITH INSTANTANEOUS DHW HEATING								
1091	THERM 24 KDCN	4.9 ÷ 20.7 (24.0) ³			34	725 / 430 / 285	IP x1D	0.48 ÷ 2.04
WITH CONNECTION TO AN EXTERNAL DHW STORAGE TANK								
10102	THERM 14 KDZN	3.2 ÷ 14.8		-	33	725 / 430 / 285	IP x1D	0.31 ÷ 1.52
1092	THERM 24 KDZN	4.9 ÷ 20.7 (24.0) ³		-	33	725 / 430 / 285	IP x1D	0.48 ÷ 2.04
WITH INTEGRATED DHW STORAGE TANK								
10103	THERM 14 KDZN 5	3.2 ÷ 14.8			48	725 / 715 / 386	IP x1D	0.31 ÷ 1.52
1094	THERM 24 KDZN 5	4.9 ÷ 20.7 (24.0) ³			48	725 / 715 / 386	IP x1D	0.48 ÷ 2.04

¹ may also be connected to an external hot water storage tank using additional equipment | ³ boiler output for heating water

THERM 24 KDNS



- Stationary gas condensing boiler
- Exceptionally ecological operation – Class NOx 6
- Energy saving pump with electronic control
- Micro processor automatic control system
- Stainless condensing exchanger
- Fluent regulation of boiler output
- There is also the option to heat water in an external reservoir and fitting with a three-way valve
- Option of regulation according to the spatial or outdoor temperature
- High efficiency with the use of the principle of condensing water steam from burnt gases
- Boiler communication via OpenTherm+ protocol
- Suitable combination with the floor heating system

Order number	Name of item	Boiler output (kW)	Class of seasonal energy efficiency of heating	Energy efficiency class of water heating	Boiler weight (kg)	Boiler dimension: height / width / depth (mm)	Degree of protection of electrical parts	Natural gas consumption (m ³ .h ⁻¹)
STATIONARY BOILER HEATING ONLY ¹								
1095	THERM 24 KDNS	4.7 ÷ 26.0	A	-	33	935 / 510 / 458	IP 41 (D)	0.46 ÷ 2.70

The **THERM 24 KDNS** boiler includes a reduction flange from 60/100 to 80/125 (24678). Condensate pumping station (36522) is not a standard boiler part. Need to be ordered separately if necessary.

An example of connecting the OKC 125 NTR indirect tank to the THERM 24 KDNS gas boiler

- A - Input for returned water
- B - Output for heating water
- C - Hot water circulation inlet
- D - Cold water inlet
- E - DHW output







¹ may also be connected to an external hot water storage tank using additional equipment

THERM EL 5, 9, 14



- Energy saving pump
- Very quiet operation due to selected switching relays
- The simple and intuitive control is due to the easy-arranged touch display
- Fluent regulation in low steps by 500 W (THERM EL 5), by 1000 W (THERM EL 9), 1500 W (THERM EL 14)
- Minimum output of the boiler 500 W (THERM EL 5), 1000 W (THERM EL 9), 1500 W (THERM EL 14)
- Option to connect the regulator with OpenTherm+ communication
- Option of regulation according to the spatial or outdoor temperature
- There is also the option to hot water in an external reservoir and fitting with a three-way valve.
- Option of remote boiler control through SMS messages after fitting with the SMS module
- DSM communication - remote switching of the operation at low rate by the electricity supplier
- Option to add monitoring of the current maximum to prevent overloading of the electricity network in the building
- Recommended for low-energy and passive houses (low minimum power)

Order number	Name of item	Boiler output (kW)	Class of seasonal energy efficiency of heating	Boiler weight (kg)	Boiler dimension: height / width / depth (mm)	Degree of protection of electrical parts	Main circuit breaker of the electrical installation [single-phase] (A)
--------------	--------------	--------------------	--	--------------------	---	--	--

 FOR HEATING WITH THE OPTION OF CONNECTION TO AN EXTERNAL STORAGE TANK ¹							
1607.1	THERM EL 5	0.5 ÷ 4.5		27	638 / 475 / 238	IP 40	10 [25]
1608.1	THERM EL 9	1.0 ÷ 9.0		27	638 / 475 / 238	IP 40	16 [50]
1609.1	THERM EL 14	1.5 ÷ 13.5		27	638 / 475 / 238	IP 40	32 [80]








¹ may also be connected to an external hot water storage tank using additional equipment

THERM EL 8, 15, 23, 30, 38, 45



- Energy saving pump
- Very quiet operation due to selected switching relays
- Smooth output regulation in small steps (by 2,5 or 5,0 kW)
- Minimum output of the boiler 2,5 kW (THERM EL 8, 15, 23), or 5 kW (THERM EL 30, 38, 45)
- Option to connect the regulator with OpenTherm+ communication
- Option of regulation according to the spatial or outdoor temperature
- There is also the option to hot water in an external reservoir and fitting with a three-way valve.
- Option of remote boiler control through SMS messages after fitting with the SMS module
- DSM communication - remote switching of the operation at low rate by the electricity supplier
- Option to add monitoring of the current maximum to prevent overloading of the electricity network in the building
- Option to connect up to 32 boilers to intelligent cascade boiler rooms in order to increase heating power

Order number	Name of item	Boiler output (kW)	Class of seasonal energy efficiency of heating	Boiler weight (kg)	Boiler dimension: height / width / depth (mm)	Degree of protection of electrical parts	Main circuit breaker of the electrical installation [single-phase] (A)
--------------	--------------	--------------------	--	--------------------	---	--	--

 FOR HEATING WITH THE OPTION OF CONNECTION TO AN EXTERNAL STORAGE TANK ¹							
1601.1	THERM EL 8	2.5 ÷ 7.5		37	820 / 475 / 238	IP 40	16 [40]
1602.1	THERM EL 15	2.5 ÷ 15.0		38	820 / 475 / 238	IP 40	32 [80]
1603.1	THERM EL 23	2.5 ÷ 22.5		39	820 / 475 / 238	IP 40	40
1604.1	THERM EL 30	5.0 ÷ 30.0		43	805 / 475 / 238	IP 40	50
1605.1	THERM EL 38	5.0 ÷ 37.5		44	805 / 475 / 238	IP 40	63
1606.1	THERM EL 45	5.0 ÷ 45.0		45	805 / 475 / 238	IP 40	80

¹ may also be connected to an external hot water storage tank using additional equipment

THERM ELN 8, 15



- Energy saving pump
- Very quiet operation due to selected switching relays
- Fluent regulation in low steps by 2.5 kW (5 kW for the boiler ELN 15)
- Minimum output of the boiler 2.5 kW (THERM ELN 8) or 5 kW (THERM ELN 15)
- Easy-to-orientate two-digit LED display
- Safety switch contactor
- There is also the option to hot water in an external reservoir and fitting with a three-way valve.
- Option to control output temperature by 0 - 10 V signal
- DSM communication - remote switching of the operation at low rate by the electricity supplier

Order number	Name of item	Boiler output (kW)	Class of seasonal energy efficiency of heating	Boiler weight (kg)	Boiler dimension: height / width / depth (mm)	Degree of protection of electrical parts	Main circuit breaker of the electrical installation [single-phase] (A)
--------------	--------------	--------------------	--	--------------------	---	--	--



FOR HEATING WITH THE OPTION OF CONNECTION TO AN EXTERNAL STORAGE TANK ¹

1611.1	THERM ELN 8	2.5 ÷ 7.5		31	805 / 400 / 235	IP 40	16 [40]
1612.1	THERM ELN 15	5.0 ÷ 15.0		33	805 / 400 / 235	IP 40	25

¹ may also be connected to an external hot water storage tank using additional equipment

THERM PRO 14 XZ.A, KX.A THERM 20, 28 CXE.AA THERM 20, 28 LXZE.A THERM 20 LXZE.A 5



- Water cooled low-emission burner
- Simple and intuitive control
- Fluent regulation of boiler output
- Option of regulation according to the spatial or outdoor temperature
- High efficiency and low gas consumption
- Instantaneous DHW heating in the secondary plate heat exchanger (CXE.AA types)
- The boiler contains a three-way valve for alternative heating of the heating system and the external hot water storage tank (XZ.A, LXZE.A types)
- The boiler includes an indirect tank with a capacity of 55 litres (stainless) (KX.A, LXZE.A 5 types)
- Option to control by room thermostat or intelligent room regulator using OpenTherm+ communication
- The boilers are fitted with a low-emission burner with very low emissions of CO and NOx
- Suitable combination with the floor heating system


Order number	Name of item	Boiler output (kW)	Class of seasonal energy efficiency of heating	Energy efficiency class of water heating	Boiler weight (kg)	Boiler dimension: height / width / depth (mm)	Degree of protection of electrical parts	Natural gas consumption (m ³ .h ⁻¹)
WITH INSTANTANEOUS DHW HEATING								
1038.9	THERM 20 CXE.AA	8.0 ÷ 20.0	C	A	39	725 / 430 / 295	IP 44	0.90 ÷ 2.30
1044.9	THERM 28 CXE.AA	12.0 ÷ 28.0	C	B	40	725 / 500 / 368	IP 44	1.40 ÷ 3.25
WITH CONNECTION TO AN EXTERNAL DHW STORAGE TANK ⁴								
1014.9	THERM PRO 14 XZ.A	5.0 ÷ 14.0	C	B	30	800 / 430 / 275	IP 44 (D)	0.58 ÷ 1.62
1039.9	THERM 20 LXZE.A	8.0 ÷ 20.0	C	A	37	725 / 430 / 295	IP 44	0.90 ÷ 2.30
1045.9	THERM 28 LXZE.A	12.0 ÷ 28.0	C	A	41	725 / 500 / 368	IP 44	1.40 ÷ 3.25
WITH INTEGRATED DHW STORAGE TANK								
1019.10	THERM PRO 14 KX.A (55l - stainless)	5.0 ÷ 14.0	C	B	70	830 / 630 / 435	IP 44 (D)	0.58 ÷ 1.62
1076.1	THERM 20 LXZE.A 5 (55l - stainless)	8.0 ÷ 20.0	C	B	62	725 / 800 / 386	IP 44	0.90 ÷ 2.30

⁴ the values apply to the OKH 100 NTR/HV boiler with a storage tank

THERM 23 CLN.A, TCLN.A THERM 28 CLN.A, TCLN.A THERM 32 CLN.A, TCLN.A





- Instantaneous DHW heating in a bithermic heat exchanger
- Simple and intuitive control
- Fluent regulation of boiler output
- Option of regulation according to the spatial or outdoor temperature
- High efficiency and low gas consumption
- Option of room thermostat control
- 'Turbo' boilers are boilers with a closed combustion chamber, an external air supply system and a fan-forced exhaust of flue gases (TCLN.A types)
- Intended for non-EU markets

Order number	Name of item	Boiler output (kW)	Class NOx	Flue gas outlet diameter (mm)	Boiler weight (kg)	Boiler dimension: height / width / depth (mm)	Degree of protection of electrical parts	Natural gas consumption (m ³ .h ⁻¹)
 WITH INSTANTANEOUS DHW HEATING								
1050.7	THERM 23 CLN.A	10.0 ÷ 23.0	2	120	39	725 / 430 / 370	IP 44	1.10 ÷ 2.65
1051.7	THERM 23 TCLN.A	11.0 ÷ 23.0	3	60/100	41	725 / 430 / 370	IP 44	1.10 ÷ 2.65
1052.7	THERM 28 CLN.A	12.0 ÷ 28.0	3	130	40	725 / 500 / 370	IP 44	1.40 ÷ 3.25
1053.7	THERM 28 TCLN.A	13.0 ÷ 28.0	3	60/100	42	725 / 500 / 370	IP 44	1.40 ÷ 3.25
1063.7	THERM 32 CLN.A	14.0 ÷ 32.0	3	130	40	725 / 500 / 370	IP 44	1.60 ÷ 3.71
1064.7	THERM 32 TCLN.A	15.0 ÷ 32.0	3	60/100	42	725 / 500 / 370	IP 44	1.89 ÷ 3.71

THERM 20 LX.A, TLX.A THERM 20 LXZ.A, TLXZ.A



- Simple and intuitive control
- Fluent regulation of boiler output
- Option of regulation according to the spatial or outdoor temperature
- High efficiency and low gas consumption
- Option to heat water in an external storage tank with a three-way valve (LX.A, TLX.A types)
- The boiler contains a three-way valve for alternative heating of the heating system and the external hot water storage tank (LXZ.A, TLXZ.A types)
- Option to control by room thermostat or intelligent room regulator using OpenTherm+ communication
- 'Turbo' boilers are boilers with a closed combustion chamber, an external air supply system and a fan-forced exhaust of flue gases (TLX.A, TLXZ.A types)
- Intended for non-EU markets



Order number	Name of item	Boiler output (kW)	Class NOx	Flue gas outlet diameter (mm)	Boiler weight (kg)	Boiler dimension: height / width / depth (mm)	Degree of protection of electrical parts	Natural gas consumption (m ³ .h ⁻¹)
 HEATING ONLY¹								
1002.7	THERM 20 LX.A	8.0 ÷ 20.0	2	120	31	830 / 430 / 370	IP 44	0.90 ÷ 2.30
1005.7	THERM 20 TLX.A	9.0 ÷ 20.0	3	60/100	38	830 / 430 / 370	IP 44	1.00 ÷ 2.30
 WITH CONNECTION TO AN EXTERNAL DHW STORAGE TANK								
1015.7	THERM 20 LXZ.A	8.0 ÷ 20.0	2	120	33	830 / 430 / 370	IP 44	0.90 ÷ 2.30
1017.7	THERM 20 TLXZ.A	9.0 ÷ 20.0	3	60/100	40	830 / 430 / 370	IP 44	1.00 ÷ 2.30

¹ may also be connected to an external hot water storage tank using additional equipment

THERM 28 LX.A, TLX.A THERM 28 LXZ.A, TLXZ.A



- Simple and intuitive control
- Fluent regulation of boiler output
- Option of regulation according to the spatial or outdoor temperature
- High efficiency and low gas consumption
- Option to heat water in an external storage tank with a three-way valve (LX.A, TLX.A types)
- The boiler contains a three-way valve for alternative heating of the heating system and the external hot water storage tank (LXZ.A, TLXZ.A types)
- Option to control by room thermostat or intelligent room regulator using OpenTherm+ communication
- 'Turbo' boilers are boilers with a closed combustion chamber, an external air supply system and a fan-forced exhaust of flue gases (TLX.A, TLXZ.A types)
- Intended for non-EU markets


Order number	Name of item	Boiler output (kW)	Class NOx	Flue gas outlet diameter (mm)	Boiler weight (kg)	Boiler dimension: height / width / depth (mm)	Degree of protection of electrical parts	Natural gas consumption (m ³ .h ⁻¹)
 HEATING ONLY ¹								
1003.7	THERM 28 LX.A	12.0 ÷ 28.0	3	130	35	830 / 500 / 370	IP 44	1.40 ÷ 3.25
1006.7	THERM 28 TLX.A	13.0 ÷ 28.0	3	60/100	42	830 / 500 / 370	IP 44	1.50 ÷ 3.25
 WITH CONNECTION TO AN EXTERNAL DHW STORAGE TANK								
1015.7	THERM 28 LXZ.A	12.0 ÷ 28.0	3	130	37	830 / 500 / 370	IP 44	1.40 ÷ 3.25
1017.7	THERM 28 TLXZ.A	13.0 ÷ 28.0	3	60/100	44	830 / 500 / 370	IP 44	1.50 ÷ 3.25

¹ may also be connected to an external hot water storage tank using additional equipment

THERM DUO 50.A THERM DUO 50 T.A THERM DUO 50 FT.A



- There is also the option to hot water in an external reservoir and fitting with a three-way valve.
- Simple and intuitive control
- Continuous boiler regulation
- Option of regulation according to the spatial or outdoor temperature
- Option to control by a room thermostat or an intelligent room regulator using OpenTherm+ communication
- Option of connection into cascade boiler rooms in order to increase heating power
- Two to 32 boilers can be connected in the cascade
- Cascade output 18 - 1437 kW
- The boilers are fitted with a low-emission burner with very low emissions of CO and NOx
- Intended for non-EU markets
- THERM DUO 50 boilers are manufactured in three configurations
 - THERM DUO 50.A with natural draught of flue gases (chimney)
 - THERM DUO 50 T.A with combustion air exhaust from the room and flue gas extraction into the external environment
 - THERM DUO 50 FT.A - turbo (type 'C' appliance) with coaxial extraction and exhaust of combustion air from the external environment


Order number	Name of item	Boiler output (kW)	Class NOx	Flue gas outlet diameter (mm)	Boiler weight (kg)	Boiler dimension: height / width / depth (mm)	Degree of protection of electrical parts	Natural gas consumption (m ³ .h ⁻¹)
 HEATING ONLY¹								
1004.8	THERM DUO 50.A	18.0 ÷ 44.9	5	160	46	900 / 570 / 430	IP 44	2.10 ÷ 5.20
1007.8	THERM DUO 50 T.A	18.0 ÷ 44.9	5	80	48	900 / 570 / 430	IP 44	2.10 ÷ 5.20
1048.8	THERM DUO 50 FT.A	25.0 ÷ 44.9	5	80/125	52	900 / 600 / 475	IP 44	2.20 ÷ 5.20

¹ may also be connected to an external hot water storage tank using additional equipment

THERM TRIO 90 THERM TRIO 90 T



- There is also the option to hot water in an external reservoir and fitting with a three-way valve.
- Simple and intuitive control
- Continuous boiler regulation
- Option of regulation according to the spatial or outdoor temperature
- Option to control by a room thermostat or an intelligent room regulator using OpenTherm+ communication
- Option of connection into cascade boiler rooms in order to increase heating power
- Two to 32 boilers can be connected in the cascade
- Cascade output 36 - 2864 kW
- The boilers are fitted with a low-emission burner with very low emissions of CO and NOx
- Intended for non-EU markets
- THERM TRIO 90 boilers are manufactured in two configurations
 - THERM TRIO 90 with natural draught of flue gases (chimney)
 - THERM TRIO 90T with combustion air exhaust from the room and flue gas extraction into the external environment


Order number	Name of item	Boiler output (kW)	Class NOx	Flue gas outlet diameter (mm)	Boiler weight (kg)	Boiler dimension: height / width / depth (mm)	Degree of protection of electrical parts	Natural gas consumption (m ³ .h ⁻¹)
 HEATING ONLY ¹								
1046.6	THERM TRIO 90	36.0 ÷ 89.5	5	225	84	1070 / 700 / 500	IP 41	4.26 ÷ 10.34
1047.6	THERM TRIO 90T	42.0 ÷ 89.5	5	100	88	1350 / 700 / 500	IP 41	4.97 ÷ 10.34

¹ may also be connected to an external hot water storage tank using additional equipment



Thermona[®]

Thermona, spol. s r.o.

 Stará osada 258
664 84 Zastávka u Brna
Czech Republic

 +420 544 500 511

 thermona@thermona.cz

 www.thermona.eu

Version PO EN 2025/03

Thermona, spol. s r.o. reserves the right to change the stated information without prior notification and is not responsible for any typographic errors. This material is not a technical and project documentation. The images are for illustration only.



**Co-funded by
the European Union**